

## C31 StandardLine

Essential, Reliable Checkweighing



### C31 StandardLine Checkweigher

**Affordable checkweigher ideally suited to replace spot checks with 100 percent inline weight control. The easy to use system offers reliable performance for food and non-food applications in dry and wet environments.**

#### **Reliable Performance**

Standardized, modular design with either IP54 or IP65 rating. A variety of mechanical and software options support individual requirements.

#### **Intuitive Operation**


A robust 7 inch color touchscreen offers intuitive operation in 30 languages.

Machine messages are communicated as clear text.

#### **Quick and Easy Installation**


Pre-configured machine height, conveyor length, recipe memory as well as weighing limits and tolerances support easy installation of the system.

**Conveyor Types**



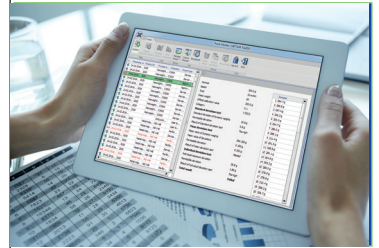
Choose from a range of application specific conveyor types. From IP54 conveyors for dry applications to IP65 conveyors for wet applications.

**Control Options**




Different control and monitoring options supporting line efficiency and quality, e.g. pressure monitoring, reject verification or line back up detection.

**Data Governance**



Over 10 different interface / protocols including Ethernet, Fieldbus and OPC technologies enable IoT / Industry 4.0 initiatives. Production data can be accessed, analyzed and controlled anytime and anywhere.

**Easy to Clean**



With only four feet on the floor, the system provides easy cleaning access whilst design aspects such as sloped surfaces prevent product retention.

**Global Service Support**



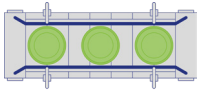
A global network of service experts provide fast remote and on-site support. Our comprehensive service supports regulatory compliance, high performance, and maximum uptime throughout the lifecycle of your product inspection equipment.

## Product Handling Options

Achieve maximum process and equipment efficiency through transition, transport, stability and sorting options for any packaging format:

- With the small 29 mm roller diameter, the C31 is suitable for nearly all standard applications
- Guide rails can stabilize the product transport and align the orientation to optimize the weighing process

Example:



Guide rails

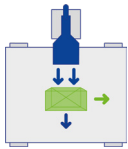
---

## Sorting Options

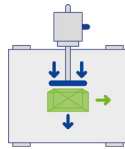
With a wide range of product sorting options and reject devices, regardless of your process challenges, our checkweighing sorting systems are able to handle all packed or unpacked products:

- The sorting device selection between airjet, pusher and swing gate helps achieve a reliable rejection
- The sorting direction can vary by the different sorting devices between front / rear, drop down or multi-lane, depending on customer requirements and lane layout

Examples:



Air jet rejector



Pusher



Swing gate

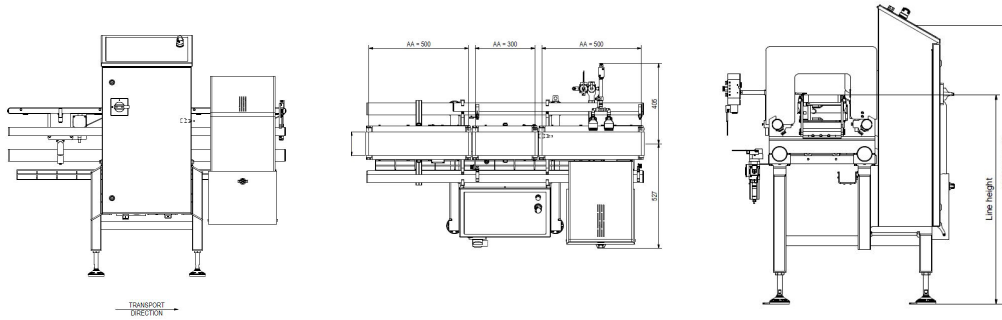
---

## Software Options

- Extensive reporting functions (e.g. statistical and counter reports)
- The filling machine control by the checkweigher optimizes the fill level and reduces costly giveaway
- Interface to the METTLER TOLEDO ProdX™ data management software for remote access and enhanced insight in production processes for all METTLER TOLEDO Product Inspection devices on the production line
- Ready for Industry 4.0 via OPC UA and Fieldbus integration

# C31 StandardLine

## Essential, Reliable Checkweighing



Typical dimensions in mm (A-A, B-B vary depending on conveyor size)

Technical Details	C31 StandardLine
Weighing terminal (HMI)	7 inch color touchscreen
Weighing range*	20 g - 6,000 g
Weighing technology	Strain gauge load cell
Approval	Weights & Measures design approval for official verification (MID certifiable)
Accuracy**	from $\pm 0.5$ g (500 mg)
Throughput**	max. 200 ppm
Infeed/outfeed conveyor length (A-A) range***	250 - 1,800 mm (distance between roller centers)
Infeed/outfeed conveyor width (B-B) range****	120 - 400 mm
Weighing conveyor length (A-A) range***	250 - 600 mm (distance between roller centers)
Weighing conveyor width (B-B) range****	120 - 400 mm
Line Height (LH), other heights on enquiry	550 - 1,100 mm ( $\pm 50$ mm)
Product (article) setup memory	for up to 100 products
Classification	in 3 weight zones
Power supply (with lockable mains disconnect)	110/230 VAC, single-phase, 50/60 Hz, 750 VA - 1 kVA
Compressed air supply	approx. 6 bars (87 p.s.i.)
Environment	IP54, optional IP65 (water protected)

\* Dependent on product (article) weight and the design and dimensions of the weighing conveyor being used  
 \*\* Within official margins of error, depending on weight, dimensions and transport characteristics of the product being weighed  
 \*\*\* A-A means distance between roller centers  
 \*\*\*\* B-B means conveyor belt width

Combination solutions with:



Metal Detection



**Mettler-Toledo Group**  
 Product Inspection Division  
 Local contact: [www.mt.com/contacts](http://www.mt.com/contacts)



Subject to technical changes.  
 © 10/2022 METTLER TOLEDO. All rights reserved.  
 PI-CW-DS-C31StdL-EN-102022

[www.mt.com/checkweighing](http://www.mt.com/checkweighing)

For more information